



US00D520884S

(12) **United States Design Patent**
Simon et al.

(10) **Patent No.:** **US D520,884 S**

(45) **Date of Patent:** **** May 16, 2006**

(54) **THERMOSTAT HOUSING**

(75) Inventors: **Timothy M. Simon**, San Francisco, CA (US); **Matthew T. Fisher**, Reno, NV (US)

(73) Assignee: **Tim Simon, Inc.**, San Francisco, CA (US)

(**) Term: **14 Years**

(21) Appl. No.: **29/216,108**

(22) Filed: **Oct. 28, 2004**

(51) **LOC (8) Cl.** **10-04**

(52) **U.S. Cl.** **D10/50**

(58) **Field of Classification Search** D10/49-50;
236/46 R, 47, 49.3, 51, 84, 94; 400/485
See application file for complete search history.

(56) **References Cited**

U.S. PATENT DOCUMENTS

D498,684 S * 11/2004 Friedman D10/50
D498,685 S * 11/2004 Friedman D10/50

* cited by examiner

Primary Examiner—Antoine D. Davis

(74) *Attorney, Agent, or Firm*—James F. Hann; Haynes Bffel & Woldfeld LLP

(57) **CLAIM**

The ornamental design for a thermostat housing, as shown and described.

DESCRIPTION

The thermostat housing is used to contain a thermostat. The thermostat is typically used to control heating and cooling systems for a building.

FIG. 1 is a front, top, and right side perspective view of a thermostat housing showing our new design;

FIG. 2 is a top plan view thereof;

FIG. 3 is a front elevational view thereof;

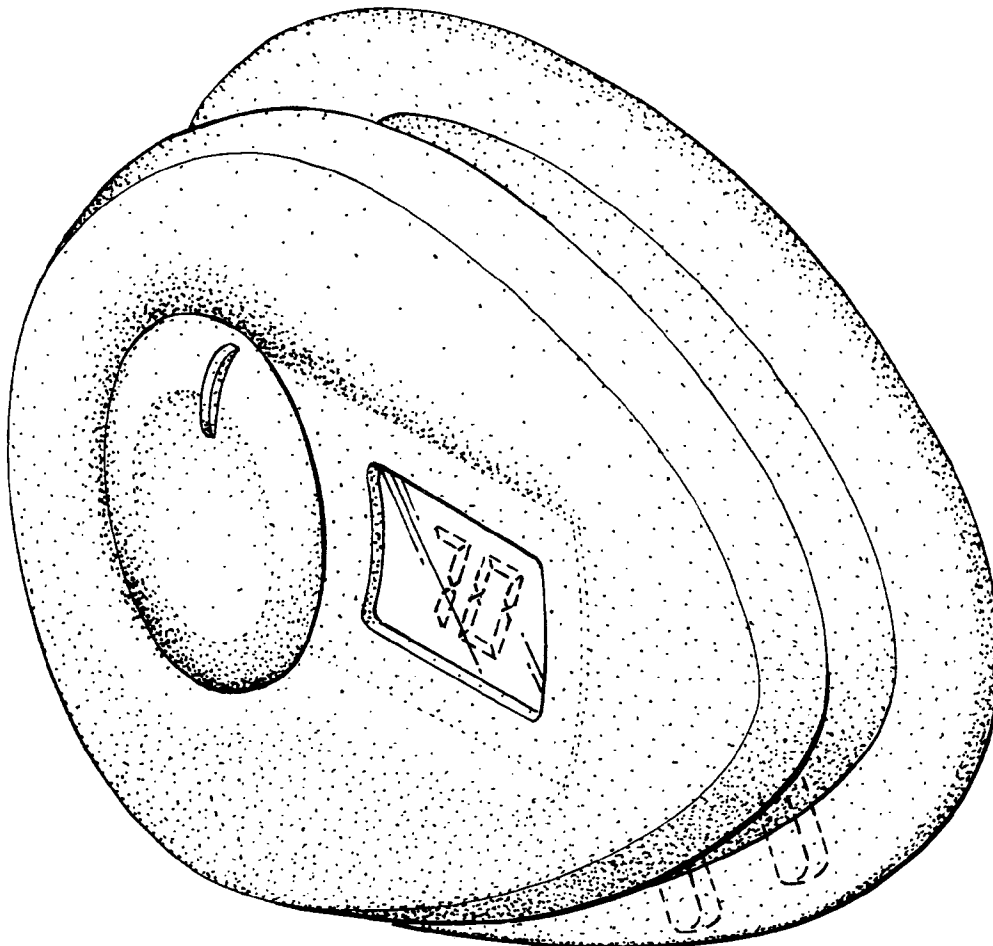
FIG. 4 is a left side elevational view thereof;

FIG. 5 is a right side elevational view thereof;

FIG. 6 is a bottom plan view thereof; and,

FIG. 7 is a back elevational view thereof.

1 Claim, 3 Drawing Sheets



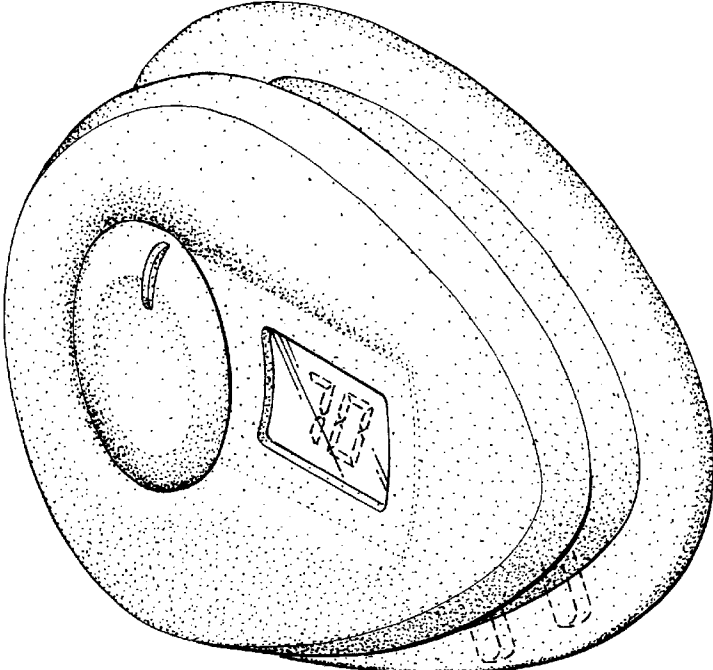


FIG. 1

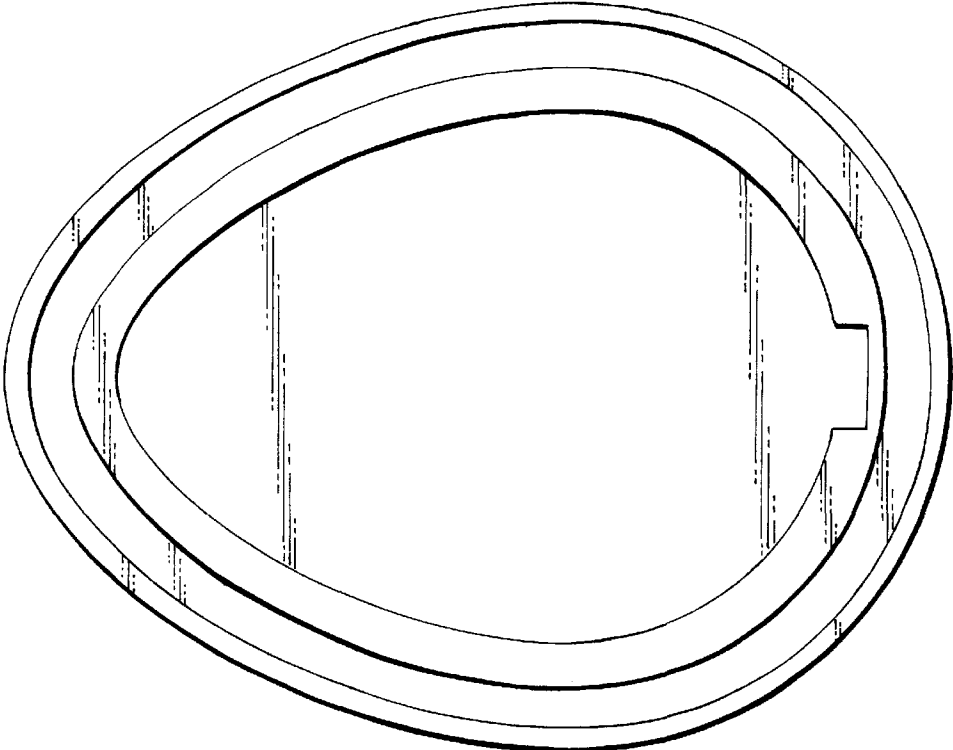


FIG. 7

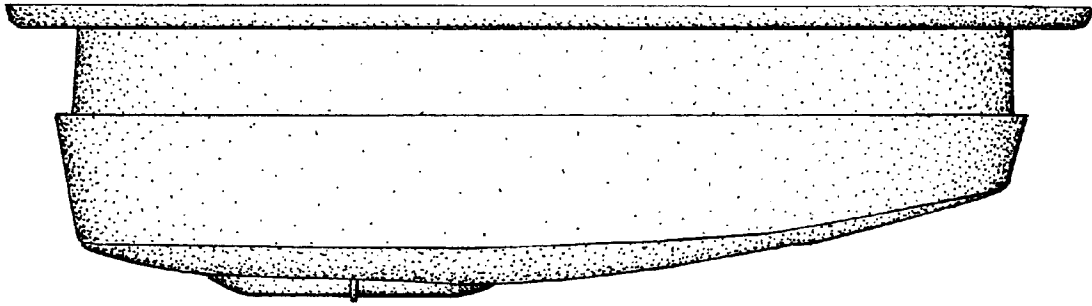


FIG. 2

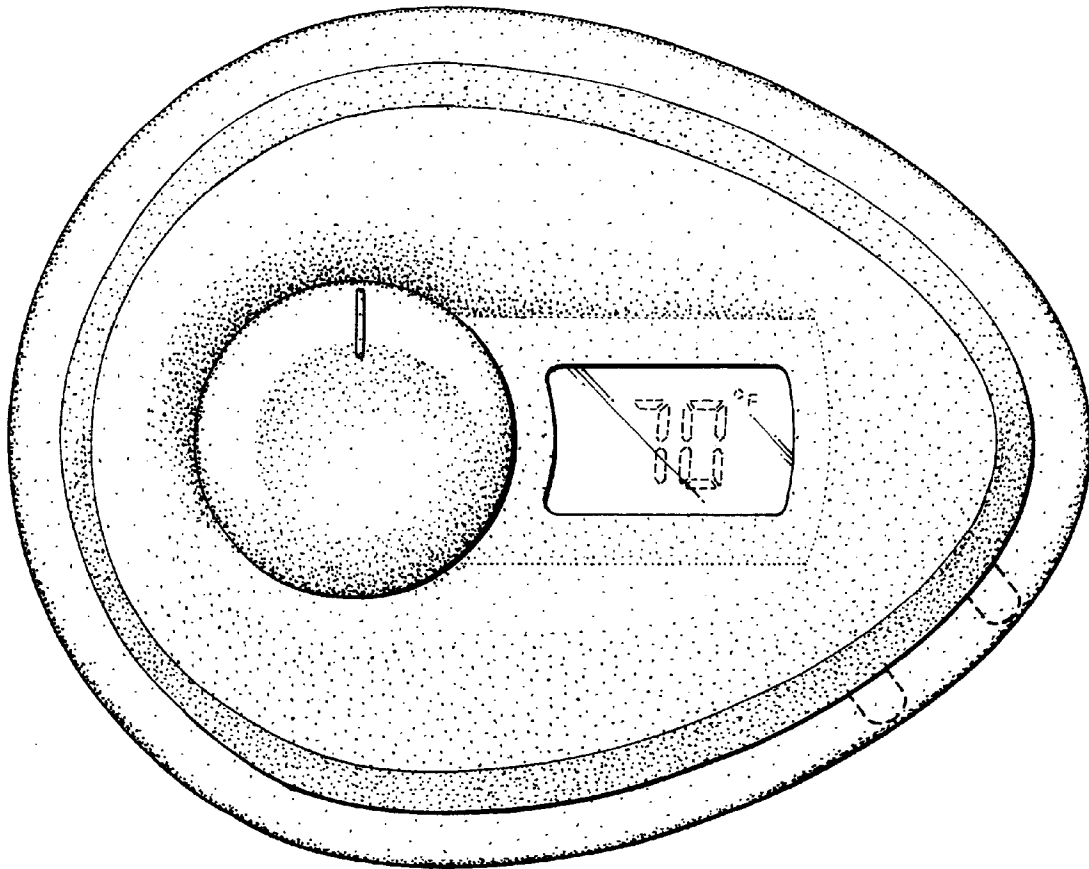


FIG. 3

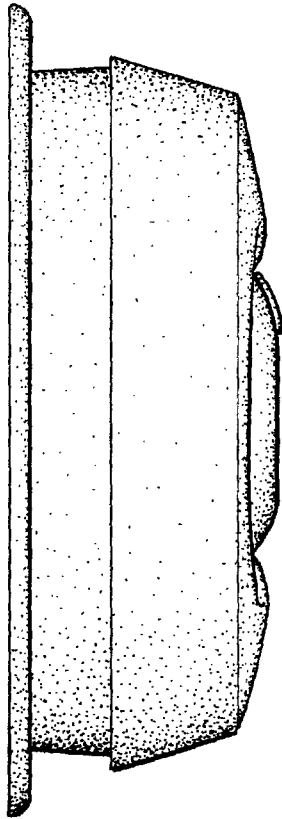


FIG. 4

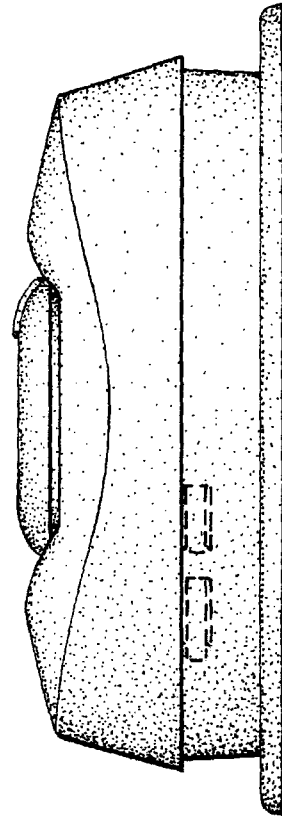


FIG. 5

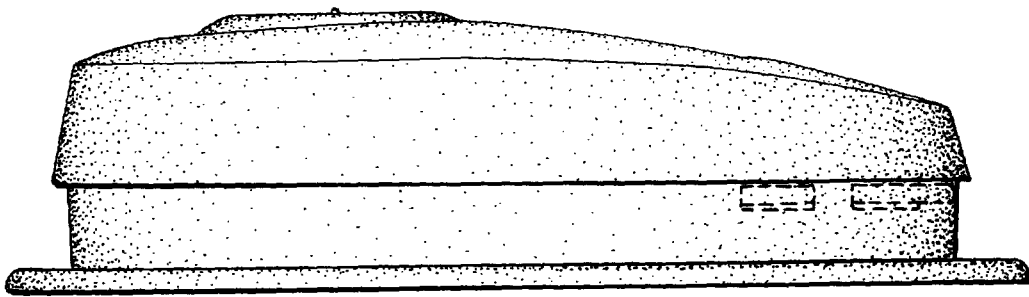


FIG. 6